



On Dissipative Radiative MHD Boundary Layer Flow in a Porous Medium Over a Non Isothermal Stretching Sheet

P. Vyas and N. Srivastava†

Department of Mathematics, University of Rajasthan, Jaipur-302055, India

†Corresponding Author Email: nupur2209@gmail.com

(Received August 22, 2010; accepted July 4, 2011)

ABSTRACT

The paper aims at investigating the effects of Ohmic and viscous dissipations on the steady two-dimensional radiative boundary-layer flow of an incompressible, viscous, electrically conducting fluid caused by a linearly stretching sheet placed at the bottom of fluid saturated porous medium in the presence of uniform transverse magnetic field. The radiative heat flux is assumed to follow Rosseland approximation. The governing system of partial differential equations are converted to ordinary differential equations by using the similarity transformations, which are then solved numerically using shooting method with fourth order Runge-Kutta scheme. The dimensionless temperature distribution is computed for different thermo-physical parameters and presented graphically. The temperature gradient at the sheet and skin friction coefficient are derived numerically and presented through graphs.

Keywords: Numerical study, Boundary layer, Stretching sheet, Porous medium, Dissipation, Thermal radiation, MHD, Convective heat transfer.

NOMENCLATURE

B_0	magnetic field intensity	T_w	wall temperature
c	stretching sheet parameter	u, v	velocity components
c_p	specific heat at constant pressure	x, y	Cartesian coordinates
D	constant	Greek Symbols	
Ec	Eckert number	ψ	stream function
k^*	mean absorption coefficient	η	similarity parameter
K	permeability of porous medium	λ	permeability parameter
ℓ	characteristic length	κ	uniform thermal conductivity
M	Hartmann number	ν	kinematic viscosity
N	Radiation parameter	ρ	density of fluid
Pr	Prandtl number	σ^*	Stephan Boltzman constant
q_r	radiation heat flux	σ	electrical conductivity
T	fluid temperature	μ	coefficient of viscosity
T_∞	uniform temperature of the ambient fluid	θ	dimensionless temperature

1. INTRODUCTION

Viscous dissipation amounts to local production of thermal energy through the mechanism of viscous stresses. This effect is encountered in both the viscous flow of clear fluids and the fluid flow within the porous medium. Although viscous dissipation effect is considered as a “weak” effect when compared with its other counterpart effects but in many situations it has to be reckon with. The viscous heating aspects in fluids were investigated for its practical interest in polymer industry and the problem was invoked to explain some

rheological behavior of silicate melts. The flow studies with viscous heating aspects of viscous fluids demonstrating temperature dependent properties are of immense significance in basic sciences and in contemporary industrial technology such as tribology, instrumentation, food processing, lubrication, polymer manufacturing and many others. Gebhart (1962) came out with observations that devices which operate at high rotational speeds or which are subject to large decelerations experience significant viscous dissipation effect. The effect is felt prominently in strong

gravitational fields and in processes wherein the scale of the process is very large, e.g. on larger planets, in large masses of gas in space and in geological processes in fluids contained in various bodies. It is pertinent to record that even if viscous dissipation effect is quantitatively negligible in some cases its qualitative effect is significantly observed. The works of Gebhart (1962), Gebhart *et al.* (1969), Nield (2000) and Magyari *et al.* (2003), Rees *et al.* (2003) shed a light on the importance of viscous heating.

In recent years, many researchers have shown interest in the study of boundary-layer flows of viscous fluids over a stretching sheet simply because boundary-layer behavior on a moving continuous solid surface is an important type of flow encountered in several engineering processes. An example of a moving continuous surface is a long thread travelling between a feed roll and a wind-up roll, or a polymer sheet or filament extruded continuously from a die. Investigation of transport processes in porous media have been undertaken with utmost interest due to wide array of applications cutting across different realms such as geothermal engineering, underground disposal of nuclear waste, chemical reactors, heat exchangers and more. Pop *et al.* (2001), Nield *et al.* (2006) have presented relevant comprehensive texts.

Sakiadis (1961) was the first to study the flow in the boundary-layer on a continuous solid surface. He considered the boundary layer flow over a flat surface moving with a constant velocity and formulated a boundary layer equation for two-dimensional, axisymmetric flows. Due to entrainment of ambient fluid, this phenomenon represents a different type of boundary-layer problem having solution substantially different from that of boundary-layer flow over semi-infinite flat plate. Crane (1970) extended the work of Sakiadis by considering a moving strip, the velocity of which is proportional to the distance from the slit and obtained closed form exponential solution. Subsequently, many investigators taking the advantage of simplicity of geometry and its exact solution attempted the problem with variety of assumptions. Gupta and Gupta (1977) investigated the heat and mass transfer over an isothermal stretching sheet with suction or blowing. Arunachalam *et al.* (1978) considered the thermal boundary-layer in liquid metals with variable thermal conductivity for a class of flow where the potential velocity is a power of the distance along a stationary wall. Grubka *et al.* (1985) analyzed the phenomena with prescribed wall temperature and also with prescribed heat flux and presented their solutions in terms of Kummer's function. Chen *et al.* (1988) investigated the problem for visco-elastic fluid of Walter's liquid B model subject to power law heat flux. They also obtained their solutions in terms of Kummer's function. Vajravelu *et al.* (1993) addressed the problem taking the effects of viscous dissipation and internal heat generation into account. Chauhan *et al.* (1995) examined heat transfer in MHD viscous flow due to stretching of boundary in the presence of naturally permeable bed. Anderson *et al.* (1998) examined the flow of viscous ferro-fluid over a stretching sheet in the presence of a magnetic dipole to explore the effects of the magneto-thermo-mechanical interaction on skin friction and heat transfer. The

problem of linearly stretching sheet was generalized to one that stretches with a power-law velocity by Afzal *et al.* (1980), Kuiken (1981) and Banks (1983). Chiam (1982) investigated the flow of micropolar fluid over a stretching sheet. Chiam (1995) also investigated the case of a sheet stretching with a power-law velocity and having a variable magnetic field of a special form. Boutros *et al.* (2006) studied two-dimensional boundary-layer stagnation point flow towards a heated stretching sheet placed in a porous medium using Lie group method. All the above reported investigations were limited to flow and heat transfer without taking radiation into account.

Heat transfer together with radiation from the outer surface of a heated body embedded in a fluid-saturated porous medium finds several applications in geophysics and engineering. Cheng *et al.* (1977) were the first to present an analysis for the natural convection flows about a heated impermeable surface embedded in fluid-saturated porous media to model the heating of ground water in an aquifer by dike. However, thermal radiation at high temperatures significantly affects the heat transfer and the temperature distribution in the boundary-layer flow of participating fluid. In fact, depending on the surface properties and geometry of the solid, the radiation has dominant impact on flow and heat transfer in porous media. The effect of radiation in thermal regime in porous medium has got wide applications, such as, waste heat storage in aquifers, gasification of oil shale which is of interest on combined convection since fluid is pumped into porous region. In fact, in the case of gasification, large temperature gradient exists in the vicinity of the combustion regime making radiation effect dominant. Raptis (1998) studied radiative micropolar fluid flow past a continuously moving plate. The radiative heat transfer studies are very important in space technology and high temperature processes. But, unfortunately very little has been reported about the effects of radiation on the boundary-layer in porous media. However it is interesting to record that porous medium absorbs/emits radiation that is transferred to or from a fluid. The fluid can be regarded to be transparent to radiation, because the dimensions for the radiative transfer among the solid elements of porous structure are much less than the radiative mean free path for scattering or absorption in the fluid (Howell(2000)). Furthermore, it is pertinent to record that contrary to conduction and convection heat transfer by thermal radiation is a complex phenomenon to account for. Actually fluid radiation studies are confronted with a few difficulties making the things complex and cumbersome. In radiative heat transfer, the prediction of fluid absorption is a tedious task because the radiation is absorbed/emitted not only at system boundaries but also in the interior of the system. Furthermore, the absorption coefficients of the absorbing/emitting fluids are, in general, strongly dependent on wavelength. The computational procedure gets difficult with the presence of radiation term in the energy equation making the equation highly non linear. In view of all these challenges in radiative studies, the effect of radiation on convective flow has been undertaken with reasonable simplifications. Excellent literature on radiation is available in the well presented texts by Sparrow *et al.* (1970), Özisik (1973) and

Howell (2000). Using the Roselsand approximation, Plumb *et al.* (1981) examined the effect of horizontal cross flow and radiation on natural convection from vertical heated surface in saturated porous media. Whitaker (1980) discussed radiative heat transfer in porous media. Tong *et al.* (1983) proposed two flux models and the linear anisotropic scattering model to predict the radiant heat flux in light weight fibrous insulation. Ali *et al.* (1984) studied the interaction of natural convection with the thermal radiation in a laminar boundary layer flow over an isothermal, horizontal flat plate. Bakier *et al.* (1996) investigated the thermal radiation effect on mixed convection from horizontal surfaces in saturated porous media. Ibrahim *et al.* (1990) investigated mixed convection radiation interaction in boundary-layer flow over a horizontal surface. Hossain *et al.* (1997) examined radiation effect on free convection of fluid along a heated inclined flat surface maintained at uniform temperature placed in a saturated porous medium. Yih (2001) conducted a study of radiation effect on the mixed convection flow of an optically dense viscous fluid adjacent to an isothermal cone embedded in a saturated porous medium. Al-Odat *et al.* (2005) presented an analysis on influence of radiation on mixed convection over a wedge in a non-Darcy porous medium. Mukhopadhyay (2009) examined radiation effects on boundary layer flow and heat transfer of a fluid with variable viscosity along a symmetric edge. Pal *et al.* (2010) investigated heat and mass transfer in MHD non-Darcian flow of a micropolar fluid over a stretching sheet embedded in a porous media with non-uniform heat source and thermal radiation. Vasu *et al.* (2011) examined the effect of radiation and mass transfer on the transient free convection flow of a dissipative fluid. Prasad *et al.* (2011) employed finite difference method to examine the radiative free convection flow past an impulsively started vertical plate with variable heat and mass flux.

Magnetoconvection is of considerable interest owing to its frequent occurrence in various realms of industrial technology and geothermal applications, liquid metal fluids, MHD power generation system, high temperature plasmas applicable to nuclear fusion energy conversion. MHD has also been found very useful in controlling boundary-layer transition in the case of subsonic and supersonic flow of gases. Duwairi *et al.* (2006) presented numerical investigations of magnetohydrodynamic natural convection heat transfer from radiative vertical porous surface. Suneetha *et al.* (2011) investigated thermal radiation effects on MHD flow past an impulsively started vertical plate in the presence of heat source/sink by taking viscous dissipation into account.

In this communication we wish to study the MHD boundary-layer flow in a porous medium with radiative and dissipative effects. A suitable numerical technique is used to solve the nonlinear energy equation.

2. MATHEMATICAL ANALYSIS

Let us consider the steady, dissipative, MHD two-dimensional boundary-layer flow over a linearly stretching sheet placed at the bottom of the fluid saturated porous medium in the presence of radiation. A Cartesian system is used with x-axis is along the sheet

and y-axis is normal to it. The sheet is stretched linearly by applying two equal and opposite horizontal forces so that the position of the origin is unaltered. The fluid is considered to be viscous, incompressible, electrically conducting, Newtonian, optically dense and without phase change. We assume that the wall temperature $T_w > T_\infty$ where T_∞ is the uniform temperature of the ambient fluid. It is assumed that both the fluid and porous medium are in local thermal equilibrium and both the fluid and the surroundings are maintained at a constant temperature far away from the sheet. The radiative heat flux in the energy equation is approximated by Rosseland approximation. A magnetic field of strength B_0 is also applied transverse to the sheet. The induced magnetic field, the external electric field and the electric field due to polarization of charges are neglected while the Ohmic and viscous dissipations are taken into account.

2.1 Governing Equations and Boundary Conditions

The governing boundary layer equations can be written as

$$\frac{\partial u}{\partial x} + \frac{\partial v}{\partial y} = 0 \tag{1}$$

$$u \frac{\partial u}{\partial x} + v \frac{\partial v}{\partial y} = \nu \frac{\partial^2 u}{\partial y^2} - \frac{\nu}{K} u - \frac{\sigma B_0^2 u}{\rho} \tag{2}$$

$$u \frac{\partial T}{\partial x} + v \frac{\partial T}{\partial y} = \tag{3}$$

$$\frac{\kappa}{\rho c_p} \frac{\partial^2 T}{\partial y^2} - \frac{\partial q_r}{\partial y} + \frac{\sigma B_0^2 u^2}{\rho c_p} + \frac{\mu}{\rho c_p} \left(\frac{\partial u}{\partial y} \right)^2$$

The corresponding boundary conditions are

$$\left. \begin{aligned} y = 0: \quad u = cx, \quad v = 0 \\ y = 0: \quad T = T_w(x) = T_\infty + \frac{Dx^2}{\ell^2} \\ y \rightarrow \infty: \quad u = 0; \quad T \rightarrow T_\infty \end{aligned} \right\} \tag{4}$$

Where the radiation heat flux (Brewster(1972)) is

$$q_r = \frac{-4\sigma^*}{3k^*} \frac{\partial T^4}{\partial y} \tag{5}$$

Here the temperature difference within the flow is assumed to be sufficiently small so that T^4 may be expressed as a linear function of temperature T , using a truncated Taylor series about the free stream temperature T_∞ to yield

$$T^4 \cong 4T_\infty^3 T - 3T_\infty^4 \tag{6}$$

2.2 Similarity Transformation

Let us introduce the following similarity transformations

$$\psi = \sqrt{c\nu} xf(\eta), \quad \eta = \sqrt{\frac{c}{\nu}} y, \quad \theta(\eta) = \frac{T - T_\infty}{T_w - T_\infty} \quad (7)$$

where ψ is the stream function such that

$$u = \frac{\partial \psi}{\partial y}, \quad v = -\frac{\partial \psi}{\partial x} \quad (8)$$

From Eq. (7) and Eq. (8) we get velocity components as

$$u = cx f'(\eta) \quad \text{and} \quad v = -\sqrt{c\nu} f(\eta) \quad (9)$$

We see that the equation of continuity in view of Eq. (9), is identically satisfied.

The central objective of this paper is to investigate thermal aspects of the problem. In order to solve the energy Eq. (3) the temperature distribution is assumed in the form of similar solution as

$$T = T_\infty + D \frac{x^2}{\ell^2} \theta(\eta) \quad (10)$$

The momentum Eq. (2) and energy Eq. (3) in view of Eqs. (5)-(10) reduce to the following form

$$f''' + ff'' + f'^2 - \left(\frac{1}{\lambda} + M^2\right) f' = 0 \quad (11)$$

$$\frac{1}{Pr} \left(1 + \frac{4N}{3}\right) \theta'' + f\theta' - 2f'\theta + M^2 Ec f'^2 + Ec f''^2 = 0 \quad (12)$$

with the corresponding boundary conditions

$$\left. \begin{aligned} \eta=0, \quad f=0, \quad f'=1, \quad \theta=1 \\ \eta \rightarrow \infty, \quad f'=0, \quad \theta=0 \end{aligned} \right\} \quad (13)$$

where prime denotes differentiation with respect to η .

Here M is the Hartmann number, where $M^2 = \frac{\sigma B_0^2}{\rho c_p}$,

$N = \frac{4\sigma^* T_\infty^3}{\kappa k^*}$ is the radiation parameter and $Pr = \frac{\rho \nu c_p}{\kappa}$

is the Prandtl number. Also $Ec = \frac{c^2 \ell^2}{c_p D}$ is the Eckert

number and $\lambda = \frac{cK}{\nu}$ is the Permeability parameter.

2.3 Solution Procedure

The solution of eq. (11) is assumed to be of the form

$$f(\eta) = A + B e^{-s\eta} \quad (14)$$

where the constants A , B and s are given by

$$A = \frac{1}{s}, \quad B = -\frac{1}{s}, \quad \text{and} \quad s = \sqrt{1 + \left(\frac{1}{\lambda} + M^2\right)} \quad (15)$$

Thus the exact solution of Eq. (9) can be written as

$$f(\eta) = \frac{1}{s} (1 - e^{-s\eta}) \quad (16)$$

$$f'(\eta) = e^{-s\eta} \quad (17)$$

The non-linear boundary value problem given by Eq. (12) with Eqs. (16)-(17) and boundary conditions given by Eq. (13) does not possess closed form analytical solution. Therefore it has been solved numerically by fourth order Runge-Kutta scheme together with shooting method. The computational procedure involved two challenges, firstly determination of η_∞ i.e. maximum value of η for which $\theta(\eta) \rightarrow 0$ as $\eta \rightarrow \infty$. Secondly, in order to employ shooting method, appropriate guesses of $\theta'(0)$ are required so that the condition at the other end is satisfied.

The secant method of iteration was used to search for missing $\theta'(0)$. The values of η_∞ for which $\theta(\eta)$ decays exponentially to zero for different set of values of parameters λ , M , N , Ec and Pr was chosen after some preliminary investigation. A grid independence study was carried out to examine the effect of the step size $\Delta\eta$ and the edge of the boundary layer η_∞ on the solution in the quest for their optimization. The η_{\max} i.e. η at ∞ was so chosen that further changes in it showed little changes (constant till 10^{-6}) in the values of $\theta'(0)$ vis a vis boundary condition $\theta(\eta) \rightarrow 0$ as $\eta \rightarrow \infty$ is satisfied.

A step size $\Delta\eta = 0.025$ was found to be satisfactory for a convergence criterion of 10^{-6} in all the cases and the value of $\eta_\infty = 70$ was found to be sufficiently large for the velocity to reach the relevant free stream velocity.

The procedure adopted above provides wall temperature gradient at the wall numerically that has been shown graphically.

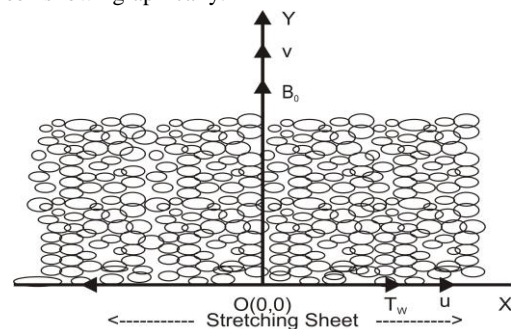


Fig. 1. Physical Model

3. SKIN FRICTION

The skin friction τ^* at the wall in the non-dimensional form is given as:-

$$\tau^* = \frac{\tau}{\mu c u \sqrt{\frac{c}{\nu}}} = f''(0) = -s \quad (18)$$

4. RESULTS AND DISCUSSION

In order to get the insight of the phenomenon under study, the profiles for the temperature $\theta(\eta)$ and the wall temperature gradient $\theta'(0)$ have been drawn for variable parameter values. Numerous set of values of

the parameters central to the study were used to draw profiles, however, selective cases have been reported.

The variations of $\theta(\eta)$ versus η have been depicted in Fig. 2 - Fig. 4.

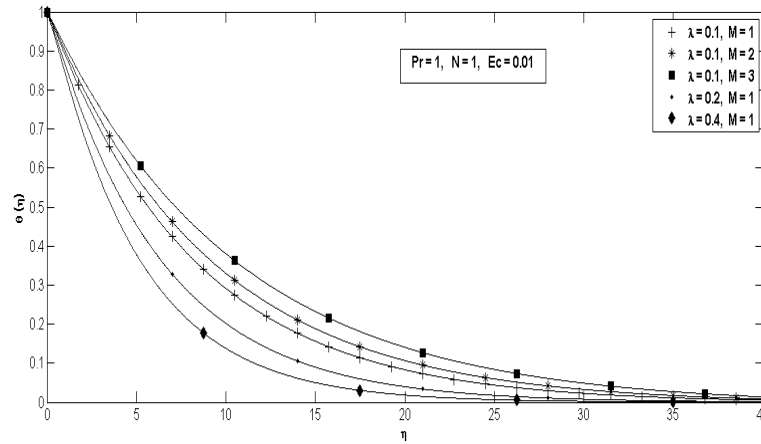


Fig. 2. Temperature distribution versus η for varying λ and M

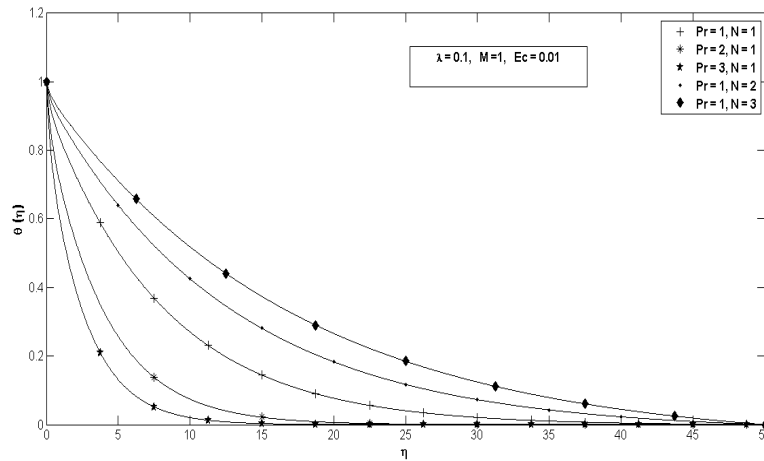


Fig. 3. Temperature distribution versus η for varying Pr and N

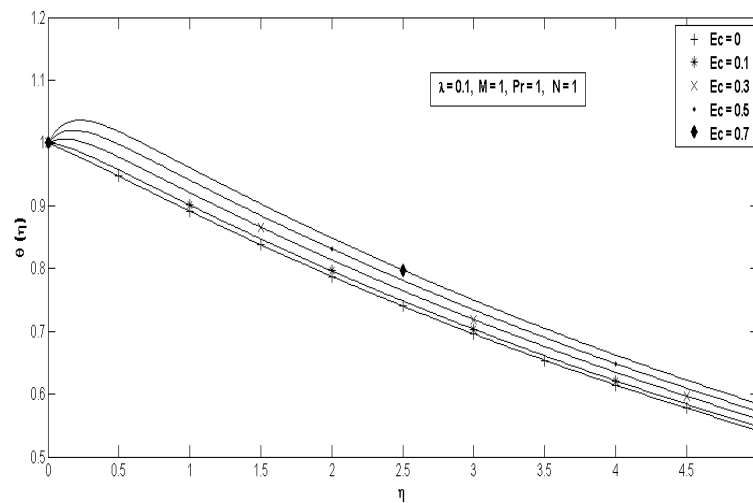


Fig. 4. Temperature distribution versus η for varying Ec

Figure 2 displays variation in $\theta(\eta)$ for different values of permeability parameter λ and Hartmann number M .

The figure envisages that $\theta(\eta)$ registers increment with the decreasing values of λ . Here it is worth to note that

the permeability parameter λ is the inverse of Darcian drag force in the porous medium. Thus, larger values of λ signifies rather low resistance by the porous medium to cause more ease for fluid trasversal in porous medium. Hence, for larger values of λ , the thermal boundary layer thickness decays with a physical significance of shorter cooling time. Fig. 2 further reveals that the temperature $\theta(\eta)$ increases with the increasing values of M. Actually, the Hartmann number M is the measure of the relative importance of Lorentz force to the viscous hydrodynamic force. Thus, larger values of M indicate stronger magnetic field strength. Furthermore, it is to recall that we have applied transverse magnetic field which retards the flow. This results in hampering of the convective flow with the increasing values of M and consequently leads to thickening of the thermal boundary layer. In order to understand the effect of Hartmann number (magnetic field parameter), Eq.(2) and Eq.(3) require attention.

The term $\frac{-\sigma B_0^2 u}{\rho}$ in Eq. (2) is the Lorentz force which would act in opposite direction of the flow, hence retards the flow. Further the term $\frac{-\sigma B_0^2 u^2}{\rho c_p}$ in Eq. (3)

represents Ohmic heating due to electromagnetic work and serves as heat source to cause rise in the fluid temperature. Here it is not out of place to emphasize that the Lorentz force can be used to control the flow of electrically conducting fluid that can serve to assist or oppose the flow (opposing flow and aiding flow).

Figure3 demonstrates the variation in $\theta(\eta)$ with Prandtl number Pr and the radiation parameter N. From the very figure we observe that $\theta(\eta)$ registers decrement with increasing values of Pr. Prandtl number physically, signifies the relative importance of momentum diffusion to thermal diffusion in the flow field. In fact dense fluids such as oils enjoy larger Prandtl number values whereas low density fluids such as liquid metals

are characterized by low Prandtl number values less than unity. In thermal regime with low Prandtl number (e.g. mercury, Pr = 0.023), the thermal diffusivity has an upper hand i.e. the heat diffuses at faster rate compared to the momentum. However it should be noted that low Prandtl number fluids exhibit temperature dependent thermal conductivity. On the contrary to it, fossil oil having low thermal conductivity (high Pr values) gives rise to thinner boundary layer. From the fig.3 it is also observed that $\theta(\eta)$ increases with the increasing values of N. The radiation parameter N being reciprocal of Stark number (also known as Stephan number) is the measure of relative importance of thermal radiation transfer to the conduction heat transfer. Thus larger values of N sound dominance of thermal radiation over conduction. Consequently larger values of N are indicative of larger amount of radiative heat energy being poured into the system, causing rise in $\theta(\eta)$.

Figure 4 depicts the effect of Eckert number Ec on the non-dimensional temperature. It is revealed that $\theta(\eta)$ scores growth with the increasing values of Ec. Eckert number, physically, is a measure of frictional heat in the system. Hence the thermal regime with larger Ec values is subjected to rather more frictional heating causing a source of rise in the temperature. To be specific, the Eckert number, Ec signifies the relative importance of viscous heating to thermal diffusion. Viscous heating may serve as energy source to modify the temperature regime qualitatively. Here a comparison of Fig. 2 and Fig. 4 is interesting. Close examination of the profiles in these figures would reveal the impact of Eckert number, Ec. In Fig. 4 we find that the temperature in the vicinity of the sheet rises considerably (note that at wall $\theta(0)=1$) above 1 for larger Ec values. This is due to the frictional heating.

The variation of rate of heat transfer at the sheet ($-\theta'(0)$) with respect to Prandtl number Pr is shown from Fig. 5 – Fig.7.

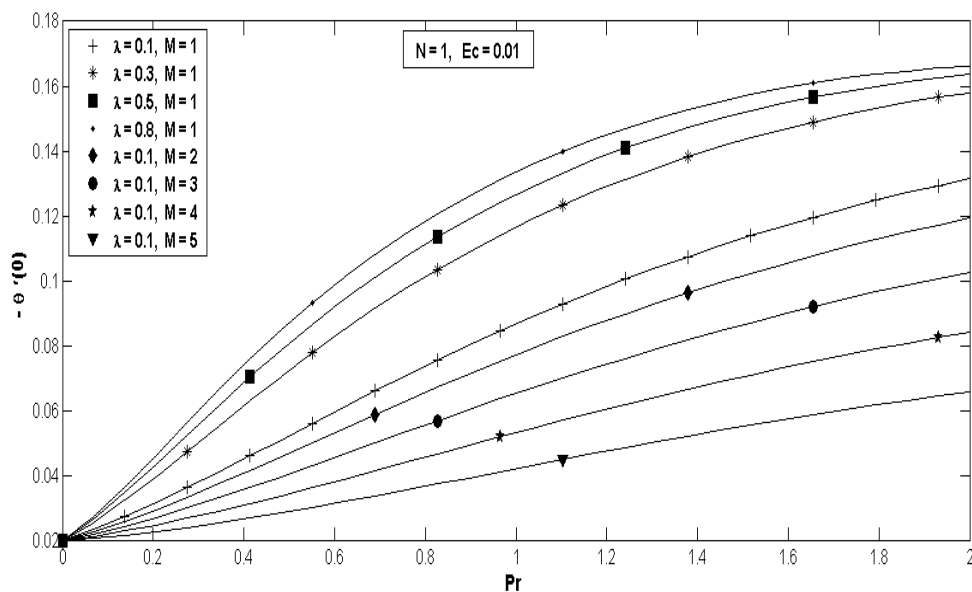


Fig. 5. Wall temperature gradient ($-\theta'(0)$) versus Pr for varying λ and M

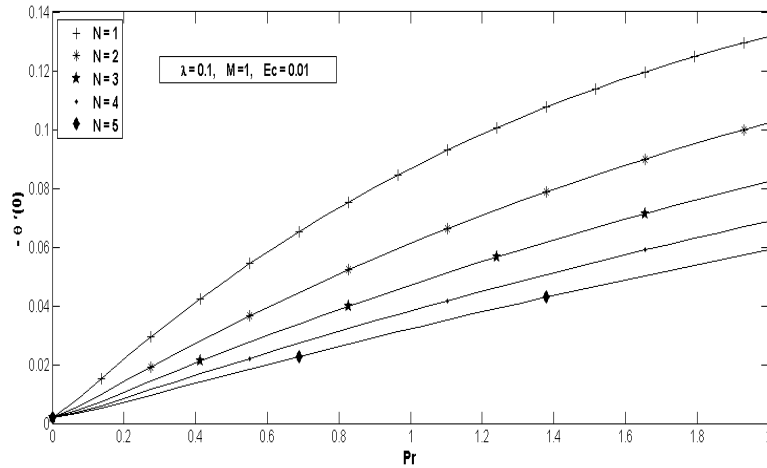


Fig. 6. Wall temperature gradient ($-\theta'(0)$) versus Pr for varying N

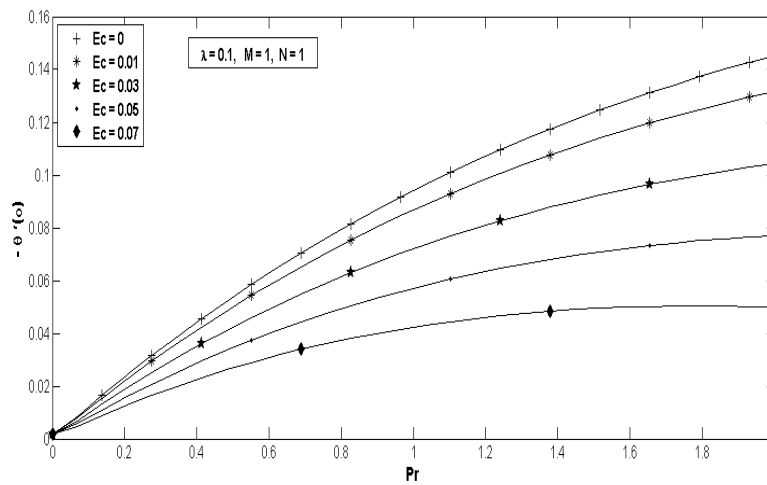


Fig. 7. Wall temperature gradient ($-\theta'(0)$) versus Pr for varying Ec

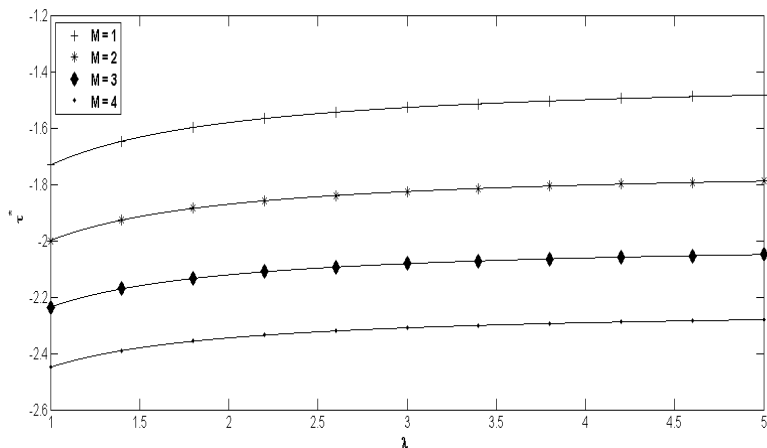


Fig.8. Skin friction coefficient versus λ for varying M

Figure 5 shows that $(-\theta'(0))$ increases with an increase in Prandtl number Pr and also with increase in permeability parameter λ . On the other hand it decreases with an increase in Hartmann number M .

Figure 6 clearly shows that the wall temperature gradient decreases with an increase in Radiation Parameter N .

Figure 7 shows the variation of $(-\theta'(0))$ for varying values of Eckert number Ec . It is observed that the temperature gradient at the sheet decreases with an increase in Eckert number Ec .

Figure 8 shows the variation of skin friction with respect to the permeability parameter λ and indicates

that it decreases with an increase in magnetic field parameter M .

5. CONCLUSION

In this study, forced convection is examined including the viscous heating and the magnetic field effects.

1. It is observed that the thickness of the thermal boundary layer, in the vicinity of the stretching sheet increases with an increase in Hartmann number M , Radiation parameter N and Eckert number Ec .
2. It is also observed that the thickness of the thermal boundary layer decreases with an increase in permeability parameter λ and Prandtl number Pr .
3. Rate of heat transfer at the wall increases with an increase in permeability parameter λ and Prandtl number Pr .
4. Rate of heat transfer at the wall decreases with an increase in Hartmann number M , Radiation parameter N and Eckert number Ec .

Skin friction coefficient decreases with an increase in magnetic field parameter M .

ACKNOWLEDGEMENTS

The first author (PV) is thankful to University Grants Commission, India, for providing financial support vide grant F.No.: MS – 336/304028/08–09/CRO.

We are also thankful to the learned referee's for their valuable suggestions which led to definite improvement of the paper.

REFERENCES

- Afzal, N. and I.S. Varshney (1980). The cooling of a low heat resistance stretching sheet moving through a fluid. *Warme stoffübertragung*, 14, 289-293.
- Ali, M. M. , T.S. Chen and Armaly (1984). Natural convection-radiation interaction in boundary layer flow over a horizontal surface. *AIAA J*, 22(12), 1797-1803.
- Al-Odat, M.Q., F.M.S. Al-Hussain and R.A. Damesh (2005). Influence of radiation on mixed convection over a wedge in non-Darcy porous regime. *Forsch Ingenieurwes* 69, 209-215.
- Anderson, H. I. and Q.A. Valnes (1998). Flow of a heated ferrofluid over a stretching sheet in the presence of a magnetic dipole. *Acta Mechanica*, 128, 39-47.
- Aurnachalam, M. and N.R. Rajappa (1978). Forced convection in liquid metals with variable thermal conductivity and capacity. *Acta Mechanica*, 31, 25-31.
- Bakier, A. and R.S.R. Gorla (1996). Thermal radiation effect on mixed convection from horizontal surfaces in saturated porous media. *Transport in porous media*, 23, 357-363.
- Banks, W. M. H. (1983). Similarity solution of the boundary layer equations for stretching wall. *J. Mec. Theor appl*, 2, 357-392.
- Boutros, Y. Z., M.B. Abd-el-Malcek, N.A. Badran and H.S. Hassan (2006). Lie group method of solution for steady two dimension boundary layer stagnation point flow towards a heated stretching sheet placed in a porous medium. *Meccanica*, 41, 681-691.
- Brewster, M. Q. (1972). Thermal radiation Transfer properties, Wiley, New York.
- Chauhan, D. S. and P. Vyas (1995). Heat Transfer in MHD viscous flow due to stretching of a boundary in the presence of naturally permeable bed. *AMSE Periodicals, Modelling, Measurement & control B*, 60, 17-36.
- Chen, M. I. and C.K. Chen (1988). Temperature field in non-Newtonian flow over a stretching plate with variable heat flux. *Int. J. Heat Mass Transfer*, 31, No5, 917-921.
- Cheng, P. and W.J. Minkowycz (1977). Free convection about a vertical flat plate embedded in a porous medium with application to heat transfer from a dike. *J. Geophys Res.*, 82, 2040-2044.
- Chiam, T. C. (1982). Micropolar fluid flow over a stretching sheet. *ZAMM*, 62, 565-568.
- Chiam, T. C. (1995). Hydromagnetic flow over a surface stretching with power law velocity. *Int. J. Eng. Sci*, 33, 429-435.
- Crane, L.J. (1970). Flow past a stretching plane. *ZAngew Math Phys*, 21, 645-647.
- Duwairi, H. M., R.A. Damesh and B. Tashtoush (2006). Transient non-Boussinesq magnetohydrodynamic free convection flows over a vertical surface. *Int. J. Fluid Mech. Res.*, 33, 137-152.
- Gebhart, B. (1962). Effects of viscous dissipation in natural convection. *J. fluid Mech*, 14, 225-232.
- Gebhart, B. and J. Mollendorf (1969). Viscous dissipation in external natural convection flows. *J. fluid Mech*, 38, 97-107.
- Grubka, L. J. and K.M. Bobba (1985). Heat transfer characteristics of continuous stretching surface with variable temperature. *Trans ASME, J. Heat Transfer*, 107, 248-250.

- Gupta, P. S. and A.S. Gupta (1977). Heat and mass transfer on a stretching sheet with suction or blowing. *Cand. J. Chem Eng.*, 55, 744-746.
- Hossain, M. A. and I. Pop (1997). Radiation effect on Darcy free convection flow along an inclined surface placed in a porous medium. *Heat Mass Transfer*, 32(4), 223-227.
- Howell, J.R. (2000). Radiative Transfer in Porous Media, In : Vafai K (ed). *Transport in Porous Media*, New York , 663-698.
- Ibrahim, F.S. and F.M. Hady (1990). Mixed convection radiation interaction in boundary layer flow over a horizontal surface. *Astrophys. Space Sci.*, 168, 263-276.
- Kuiken, H. K. (1981). On boundary layers in fluid mechanics that decay algebraically along stretches of wall that are not vanishingly small. *I.M.A.J Appl Math*, 27, 387-405.
- Magyari, E. and B. Keller (2003). The opposing effect of viscous dissipation allows for a parallel free convection boundary-layer flow along a cold vertical flat plate. *Transp. Porous media*, 51, 227-230.
- Mukhopadhyay, S. (2009). Effects of radiation and variable fluid viscosity on flow and heat transfer along a symmetric wedge. *JAFM*, Vol 2, No.2,4, 29-34.
- Nield, D. A. (2000). Resolution of a paradox involving viscous dissipation and non linear drag in a porous medium. *Transp. Porous media*, 41, pp 349-357.
- Nield, D.A. and A. Bejan (2006). Convection in Porous media, 3rd ed. . *Springer-Verlag*, New York.
- Özisik, M.N. (1973). Radiative Transfer and Interaction with conduction and convection. Wiley, New York.
- Pal, D. and S. Chatterjee (2010). Heat and Mass transfer in MHD non-Darcian flow of a micropolar fluid over a stretching sheet embedded in a porous media with non-uniform heat source and thermal radiation. *Comm. In Nonlinear Science and Numerical Simulation*, 15(7), 1843-1857.
- Plumb, O. A., J.S. Huenfeld and E.J. Eschbach (1981). The effect of crossflow and radiation on natural convection from vertical heated surfaces in saturated porous media. In: *AIAA 16th thermophysics conference*, Palo Alto, CA, USA, June 23-25.
- Pop, I. and D.B. Ingham (2001). Convective Heat Transfer: Mathematical and Computational Modelling of Viscous Fluids and Porous media. *Pergamon, Oxford*.
- Prasad, V. R., Reddy, N. Bhaskar, R. Muthucumaraswamy and B. Vasu (2011). Finite Difference analysis of Radiative free convection flow past an impulsively started vertical plate with variable heat and mass flux. *JAFM*, Vol 4, No. 1, 7, 59-68.
- Raptis, A. (1998). Radiation and free convection flow through a porous medium. *Int. Comm. Heat Mass Transfer*, 25, 289-295.
- Rees, D.A.S., E. Magyari and B. Keller (2003). The development of the asymptotic viscous dissipation profile in a vertical free convective boundary layer flow in a porous medium. *Transport in porous media*, 53(3), 347-355.
- Sakiadis, B.C. (1961). Boundary – layer behaviour on continuous solid surface: I Boundary layer equations for two dimensional and axisymmetric flow. *AI Ch E J* 7, 26-28.
- Suneetha, S., Reddy, N. Bhaskar and Prasad, V. Ramchandra (2011). Radiation and mass transfer effects on MHD free convective Dissipative fluid in the presence of heat source/sink. *JAFM*, Vol.4, No.1,7, 107-113.
- Sparrow, E.M. and R.D. Cess (1970). Radiation Heat Transfer. *Brooks/Cole*, Belmont, California.
- Tong, T.W. and C.L. Tien (1983). Radiative heat transfer in fibrous insulation. *Trans. ASME. J. Heat Transfer*, 105, 70-81.
- Vajravelu, K. and A. Hadjinicolaou (1993). Heat transfer in a viscous fluid over a stretching sheet with viscous dissipation and internal heat generation. *Int. comm.. Heat mass Transfer*, 20, 417-430.
- Vasu, B., Prasad, V. Ramchandra and Reddy, N. Bhaskar (2011). Radiation and mass transfer effects on Transient free convection flow of a dissipative fluid past semi-infinite vertical plate with uniform heat and mass flux. *JAFM*, Vol.4, No.1,7, 15-26.
- Whitaker, S. (1980). Radiant energy transport in porous media. *Int Eng Chem Fund*, 19, 210-218.
- Yih, K. A. (2001) Radiation effect on mixed convection over an isothermal cone in porous media. *Heat Mass Transfer* 37(1), 53-57.